


The Ultimate Guide to Estimating Home Repair and Improvement Costs



Practical Guide to Estimating Home Repair & Improvement Costs: Plus 10 Cheap Fixes to Boost Your Home's Value

★★★★☆ 4.2 out of 5

Language : English
File size : 781 KB
Text-to-Speech : Enabled
Enhanced typesetting : Enabled
Print length : 54 pages
Lending : Enabled
Screen Reader : Supported



Are you planning a home repair or improvement project? If so, you'll need to estimate the costs involved in Free Download to budget accordingly. This guide will provide you with everything you need to know about estimating home repair and improvement costs, including:

- The different factors that affect home repair and improvement costs
- How to gather quotes from contractors
- How to estimate the cost of materials and labor
- How to get permits and inspections
- How to save money on home repairs and improvements

Factors That Affect Home Repair and Improvement Costs

The cost of a home repair or improvement project will depend on a number of factors, including:

- **The size of the project:** A small project, such as painting a room, will typically cost less than a large project, such as adding a new room.
- **The complexity of the project:** A simple project, such as replacing a light fixture, will typically cost less than a complex project, such as installing a new electrical system.
- **The materials used:** The cost of materials will vary depending on the type of materials used. For example, granite countertops will typically cost more than laminate countertops.
- **The labor costs:** The cost of labor will vary depending on the region you live in and the availability of skilled workers.
- **The permits and inspections required:** The cost of permits and inspections will vary depending on the type of project and the requirements of your local building code.

How to Gather Quotes from Contractors

Once you have a good understanding of the factors that affect home repair and improvement costs, you can start to gather quotes from contractors.

Here are a few tips for getting the best possible quotes:

- **Get multiple quotes:** Don't just hire the first contractor you talk to. Get quotes from at least three different contractors before making a decision.

- **Compare apples to apples:** Make sure that the quotes you're comparing are for the same type of work and materials.
- **Ask about experience and references:** Make sure that the contractors you're considering have experience with the type of project you're planning. Ask for references from past clients.

How to Estimate the Cost of Materials and Labor

If you're planning to do the work yourself, you'll need to estimate the cost of materials and labor. Here are a few tips for doing this:

- **Get quotes from multiple suppliers:** Just like when you're getting quotes from contractors, get quotes from multiple suppliers before buying materials.
- **Factor in the cost of labor:** If you're not doing the work yourself, you'll need to factor in the cost of labor. This will vary depending on the type of work and the region you live in.

How to Get Permits and Inspections

Depending on the type of project you're planning, you may need to get permits and inspections. Here are a few tips for doing this:

- **Contact your local building department:** The first step is to contact your local building department to find out what permits and inspections are required for your project.
- **Submit your plans:** Once you know what permits and inspections are required, you'll need to submit your plans to the building department for review.


- **Pay the fees:** Once your plans have been approved, you'll need to pay the required fees.
- **Schedule the inspections:** Once you've paid the fees, you'll need to schedule the required inspections.

How to Save Money on Home Repairs and Improvements

There are a number of ways to save money on home repairs and improvements, including:

- **Do the work yourself:** If you're handy, you can save a lot of money by doing the work yourself. However, only attempt to do work that you're comfortable with.
- **Shop around for materials:** Get quotes from multiple suppliers before buying materials. You may be able to find the same materials for less money at a different supplier.
- **Negotiate with contractors:** Don't be afraid to negotiate with contractors. You may be able to get a lower price if you're willing to do some of the work yourself or if you're willing to wait for the work to be done.
- **Take advantage of tax breaks:** There are a number of tax breaks available for home repairs and improvements. Talk to your tax advisor to see if you qualify for any of these breaks.


By following these tips, you can save money on your next home repair or improvement project.



Practical Guide to Estimating Home Repair & Improvement Costs: Plus 10 Cheap Fixes to Boost Your Home's Value


★★★★☆ 4.2 out of 5

Language : English
File size : 781 KB
Text-to-Speech : Enabled
Enhanced typesetting : Enabled
Print length : 54 pages
Lending : Enabled
Screen Reader : Supported



Unlocking the Secrets of History: The Republic of Laws by Leopold von Ranke

Delve into a Historical Masterpiece Embark on an extraordinary journey through the annals of history with Leopold von Ranke's captivating work, The Republic of...



Unlock the Secrets of Voice Perception with the Authoritative Oxford Handbook

The human voice is a captivating and complex phenomenon that has fascinated scientists, musicians, and philosophers for centuries. From the softest whisper to the most...

