


Plan an Elegant Wedding in Months or Less: The Ultimate Guide to a Stress-Free Ceremony

Planning a wedding should be an exciting time, not a stressful one. But with so many details to consider, it can be easy to get overwhelmed. This comprehensive guide will show you how to plan an elegant wedding in months or less, without breaking the bank.



How to Plan an Elegant Wedding in 6 Months or Less: Achieving Your Dream Wedding When Time Is of the Essence

★★★★☆ 4.4 out of 5

Language : English
File size : 1832 KB
Text-to-Speech : Enabled
Screen Reader : Supported
Enhanced typesetting : Enabled
Word Wise : Enabled
Print length : 337 pages



1. Set a Budget and Guest List

The first step in planning any wedding is to set a budget. Once you know how much you have to spend, you can start to make decisions about the size and scope of your wedding. The average cost of a wedding in the United States is around \$30,000, but you can certainly have a beautiful wedding for less. If you're on a tight budget, consider having a smaller wedding with fewer guests.

Once you have a budget, you can start to create a guest list. Be sure to include all of the people who are important to you, but don't feel obligated to invite everyone you know. A smaller guest list will help you save money and make your wedding more intimate.

2. Choose a Venue

The venue is one of the most important decisions you'll make when planning your wedding. It will set the tone for your entire event, so it's important to choose a place that you love. There are many different types of venues to choose from, including hotels, banquet halls, outdoor spaces, and historic buildings. If you're on a budget, consider having your wedding at a less popular time of year or on a weekday.

3. Hire Vendors

Once you have a venue, you'll need to start hiring vendors. The most important vendors include the photographer, videographer, florist, and caterer. You'll also need to decide whether you want to hire a wedding planner. A wedding planner can help you with everything from finding vendors to coordinating your wedding day. If you're on a budget, you can consider hiring a day-of coordinator instead. A day-of coordinator will help you make sure that everything runs smoothly on your wedding day.

4. Send Out Invitations

Once you have hired your vendors and chosen a menu, it's time to send out invitations. Invitations should be sent out 6-8 weeks before the wedding. Be sure to include all of the important details, such as the date, time, and location of the wedding. You should also include an RSVP card so that guests can let you know if they can attend.

5. Plan the Details

In the weeks leading up to your wedding, there are a lot of details that you'll need to plan. This includes everything from choosing the wedding dress and tuxedo to creating a seating chart. It's important to stay organized and delegate tasks to your friends and family. This will help you avoid getting overwhelmed.

6. Enjoy Your Wedding Day!

The most important thing to remember is to enjoy your wedding day. This is the day that you've been planning for months, so make sure to soak it all in. Don't worry about the small details, just focus on celebrating with your loved ones.

Sidebar: Wedding Planning Tips

How to Save Money on Your Wedding

- Choose a less popular time of year or weekday to get married.
- Consider having a smaller wedding with fewer guests.
- DIY your wedding invitations and decorations.
- Hire a day-of coordinator instead of a full-service wedding planner.
- Get married at a non-traditional venue, such as a park or beach.

Wedding Planning Timeline

- 12+ months before the wedding: Set a budget and guest list
- 10-12 months before the wedding: Choose a venue and hire vendors
- 6-8 months before the wedding: Send out invitations
- 3-4 months before the wedding: Finalize details, such as the wedding dress and tuxedo
- 1-2 weeks before the wedding: Pack for your honeymoon and delegate tasks
- The day of the wedding: Enjoy your special day!

Wedding Dress Shopping Tips

- Start shopping early to give yourself plenty of time to find the perfect dress.
- Bring a friend or family member with you for support and advice.
- Don't be afraid to try on different styles and silhouettes.
- Consider your budget when making your decision.
- Once you find the perfect dress, Free Download it right away to avoid disappointment.



How to Plan an Elegant Wedding in 6 Months or Less: Achieving Your Dream Wedding When Time Is of the Essence


★★★★☆ 4.4 out of 5

Language : English
File size : 1832 KB
Text-to-Speech : Enabled
Screen Reader : Supported

Enhanced typesetting : Enabled
Word Wise : Enabled
Print length : 337 pages


FREE

DOWNLOAD E-BOOK



Unlocking the Secrets of History: The Republic of Laws by Leopold von Ranke

Delve into a Historical Masterpiece Embark on an extraordinary journey through the annals of history with Leopold von Ranke's captivating work, The Republic of...



Unlock the Secrets of Voice Perception with the Authoritative Oxford Handbook

The human voice is a captivating and complex phenomenon that has fascinated scientists, musicians, and philosophers for centuries. From the softest whisper to the most...