


# Designing and Implementing Child-Centered Learning Environments: Empowering Children Through Inspired Spaces



## Cultivating Outdoor Classrooms: Designing and Implementing Child-Centered Learning Environments

★★★★☆ 4.6 out of 5

Language : English  
File size : 44484 KB  
Text-to-Speech : Enabled  
Enhanced typesetting : Enabled  
Word Wise : Enabled  
Print length : 224 pages  
Screen Reader : Supported



### : The Importance of Child-Centered Learning

In the tapestry of early childhood education, child-centered learning stands as a vibrant thread, recognizing the unique needs and potential of each child. These environments prioritize children's perspectives, interests, and developmental stages, fostering an atmosphere of respect, autonomy, and exploration.

Research has consistently demonstrated the profound impact of child-centered environments on children's cognitive, social-emotional, and physical well-being. Children thrive in spaces that foster their curiosity, creativity, and sense of belonging. By creating environments that are

tailored to their individual needs, educators and designers can empower children to become confident learners and lifelong explorers.

## **Key Principles of Child-Centered Learning Environments**

Designing child-centered learning environments requires a deep understanding of the principles that guide this approach. These principles include:

- **Respect for the Child:** Valuing children's individuality, perspectives, and autonomy.
- **Holistic Development:** Nurturing children's cognitive, social-emotional, physical, and creative development.
- **Active Learning:** Encouraging children to engage in hands-on, interactive, and play-based learning experiences.
- **Empowering Environments:** Providing children with choices, control, and opportunities for self-expression.
- **Responsive Design:** Adapting spaces to meet the changing needs and interests of children.

## **Designing Child-Centered Learning Environments**

Creating child-centered learning environments involves a thoughtful blend of design elements and educational principles. Key considerations include:

### **1. Space Planning: Zones for Learning**

Arranging the environment into distinct zones allows children to engage in different types of activities. These zones may include:

- **Quiet Zone:** For reading, reflection, and small group work.
- **Active Zone:** For movement, play, and physical development.
- **Creative Zone:** For art, music, and imaginative play.
- **Sensory Zone:** For exploration and stimulation of the senses.

## **2. Natural Materials and Lighting**

Natural materials, such as wood, stone, and plants, create a warm and inviting atmosphere. Natural lighting enhances children's well-being and cognitive performance.

## **3. Flexible Furnishings and Equipment**

Adjustable furnishings and equipment allow children to customize their spaces and engage in different types of learning experiences.

## **4. Nature-Inspired Elements**

Incorporating nature into learning environments promotes children's connection to the natural world and fosters their sense of wonder.

## **Implementing Child-Centered Learning Practices**

Beyond the physical design of the environment, implementing child-centered practices is crucial for fostering a truly child-centered learning experience. These practices include:

### **1. Child-Led Learning**

Children learn best when they are engaged in activities that align with their interests and developmental needs.

## **2. Play-Based Learning**

Play is a natural and essential way for children to learn and develop. Play-based learning fosters creativity, social skills, and cognitive abilities.

## **3. Positive Relationships**

Nurturing positive relationships between children, educators, and families creates a supportive and respectful learning environment.

## **4. Observation and Assessment**

Observing children and documenting their progress helps educators understand their individual learning styles and tailor their teaching accordingly.


## **: Empowering Children Through Inspired Spaces**

Designing and implementing child-centered learning environments is a transformative endeavor that has the power to unlock children's creativity, engagement, and lifelong love of learning. By embracing the principles of child-centered learning and implementing thoughtful design and educational practices, educators and designers can create spaces that empower children to thrive and reach their full potential. Remember, every child deserves to learn and grow in an environment that respects, inspires, and ignites their passion for knowledge.

Discover more about the transformative power of child-centered learning environments in the comprehensive guide, *Designing and Implementing Child-Centered Learning Environments*. This essential resource provides educators and designers with a wealth of practical strategies, inspiring examples, and research-based insights to create spaces that foster

children's holistic development and empower them to become active and engaged learners.


Read More



## Cultivating Outdoor Classrooms: Designing and Implementing Child-Centered Learning Environments


★ ★ ★ ★ ☆ 4.6 out of 5

Language : English  
File size : 44484 KB  
Text-to-Speech : Enabled  
Enhanced typesetting : Enabled  
Word Wise : Enabled  
Print length : 224 pages  
Screen Reader : Supported



## Unlocking the Secrets of History: The Republic of Laws by Leopold von Ranke

Delve into a Historical Masterpiece Embark on an extraordinary journey through the annals of history with Leopold von Ranke's captivating work, The Republic of...



## Unlock the Secrets of Voice Perception with the Authoritative Oxford Handbook

The human voice is a captivating and complex phenomenon that has fascinated scientists, musicians, and philosophers for centuries. From the softest whisper to the most...