


50 Amazing Science Projects You Can Perform With Your Spouse This Valentine's Day

Looking for a fun and educational way to celebrate Valentine's Day with your spouse? Look no further than this collection of 50 amazing science projects that you can perform together. These projects are perfect for couples of all ages and interests, and they're a great way to learn about science while having some fun.

1. Make a Lava Lamp



Experiments for Newlyweds: 50 Amazing Science Projects You Can Perform with Your Spouse (Funny Valentine's Day Gag Gift for Husband or Wife)

by Shaun Gallagher

★★★★☆ 4.3 out of 5

Language : English
File size : 3236 KB
Text-to-Speech : Enabled
Enhanced typesetting : Enabled
Word Wise : Enabled
Screen Reader : Supported
Print length : 290 pages



This classic science project is always a hit, and it's a great way to learn about density and buoyancy. To make a lava lamp, you'll need:

- A clear glass or plastic bottle
- Vegetable oil
- Water
- Food coloring
- Alka-Seltzer tablet

Instructions:

1. Fill the bottle about 1/3 full with vegetable oil. 2. Add water to the bottle until it's about 2/3 full. 3. Add a few drops of food coloring to the water. 4. Break an Alka-Seltzer tablet into a few pieces and drop them into the bottle.

Watch as the Alka-Seltzer tablet reacts with the water and oil, creating a lava lamp effect. The lava lamp will continue to erupt for several minutes, and you can experiment with different colors and amounts of Alka-Seltzer to create different effects.

2. Build a Model Volcano

This is a great project for kids of all ages, and it's a fun way to learn about volcanoes and how they erupt. To build a model volcano, you'll need:

- A large piece of cardboard
- A small bowl
- Baking soda
- Vinegar

- Red food coloring

Instructions:

1. Cut a large circle out of the cardboard. This will be the base of your volcano. 2. Place the bowl in the center of the circle and trace around it. This will be the crater of your volcano. 3. Cut out the crater and discard the center piece. 4. Mix together the baking soda and vinegar in a small bowl. Add a few drops of red food coloring to the mixture. 5. Pour the mixture into the crater of the volcano. 6. Watch as the mixture erupts, creating a lava flow.

The model volcano will continue to erupt for several minutes, and you can experiment with different amounts of baking soda and vinegar to create different effects.

3. Make a Rainbow in a Jar

This is a beautiful project that's perfect for Valentine's Day. To make a rainbow in a jar, you'll need:

- A clear glass jar
- Sugar
- Water
- Food coloring

Instructions:

1. Fill the jar about 1/3 full with sugar. 2. Add water to the jar until it's about 2/3 full. 3. Add a few drops of food coloring to the water. 4. Stir the mixture until the sugar dissolves. 5. Repeat steps 3 and 4 until you have a rainbow of colors in the jar.

The rainbow in a jar will last for several days, and you can experiment with different colors and amounts of sugar to create different effects.

4. Make a Valentine's Day Slime

This is a fun and festive project that's perfect for Valentine's Day. To make Valentine's Day slime, you'll need:

- 1 cup of clear glue
- 1/2 cup of water
- 1 teaspoon of borax powder
- Pink and red food coloring
- Glitter (optional)

Instructions:

1. In a large bowl, combine the glue and water. 2. Add the borax powder and stir until the mixture begins to thicken. 3. Add the pink and red food coloring and stir until the slime reaches your desired color. 4. Add glitter, if desired. 5. Knead the slime until it is smooth and elastic.

The Valentine's Day slime will last for several days, and you can play with it or use it to decorate for Valentine's Day.

5. Make a Valentine's Day Card

This is a classic Valentine's Day project that's always a hit. To make a Valentine's Day card, you'll need:

- Construction paper
- Markers
- Crayons
- Scissors
- Glue

Instructions:

1. Fold a piece of construction paper in half to create a card. 2. Decorate the front of the card with markers, crayons, or other materials. 3. Write a Valentine's Day message inside the card. 4. Give the card to your spouse on Valentine's Day.

These are just a few of the many amazing science projects that you can perform with your spouse this Valentine's Day. Whether you're looking for a fun and educational activity or a romantic way to spend time together, these projects are sure to please.

So what are you waiting for? Get started on your Valentine's Day science projects today!

Experiments for Newlyweds: 50 Amazing Science Projects You Can Perform with Your Spouse (Funny




Valentine's Day Gag Gift for Husband or Wife)

by Shaun Gallagher


★★★★☆ 4.3 out of 5

Language : English
File size : 3236 KB
Text-to-Speech : Enabled
Enhanced typesetting : Enabled
Word Wise : Enabled
Screen Reader : Supported
Print length : 290 pages



Unlocking the Secrets of History: The Republic of Laws by Leopold von Ranke

Delve into a Historical Masterpiece Embark on an extraordinary journey through the annals of history with Leopold von Ranke's captivating work, The Republic of...



Unlock the Secrets of Voice Perception with the Authoritative Oxford Handbook

The human voice is a captivating and complex phenomenon that has fascinated scientists, musicians, and philosophers for centuries. From the softest whisper to the most...

